



Collective vibrations of confined levitating dropletsS. J. Thomson , M. M. P. Couchman , and J. W. M. Bush^{*}*Department of Mathematics, Massachusetts Institute of Technology, Cambridge, Massachusetts 02139, USA*

(Received 9 October 2019; revised 14 May 2020; accepted 9 July 2020; published 3 August 2020)

We report the results of our investigation of a fluid-based driven-dissipative oscillator system consisting of a lattice of millimetric fluid droplets bouncing on a vertically vibrating liquid bath and bound within an annular ring. We characterize the system behavior as it is energized through a progressive increase in the bath's vibrational acceleration. Depending on the number of drops, the onset of motion of the lattice may take the form of either out-of-phase oscillations or a striking solitary wavelike instability. Theoretical modeling demonstrates that these behaviors may be attributed to different bifurcations at the onset of instability. The results presented here demonstrate the potential and utility of the walking droplet system as a platform for investigating wave-mediated, inertial, nonequilibrium particle dynamics at the macroscale.

DOI: [10.1103/PhysRevFluids.5.083601](https://doi.org/10.1103/PhysRevFluids.5.083601)**I. INTRODUCTION**

Emergent wave propagation in fluid-based, many-body systems, both passive and active, is an area of burgeoning interest, having been observed in a wide range of settings including bacterial suspensions [1–4]; colloidal fluids composed of synthetic microrollers and spinners [5–7]; and crystals of driven microfluidic water droplets [8–11]. Elsewhere, theoretical models of one-dimensional driven-dissipative lattices exhibit instabilities in the form of solitary waves, as well as unidirectional motion and out-of-phase (optical) oscillations [12–18], prompting experimental realizations in the form of active electronic circuits [19–23]. We here introduce a robust, mechanical analog of an active nonlinear lattice, comprised of quasi-one-dimensional assemblies of self-propelled fluid droplets.

When introduced onto the surface of a vibrating liquid bath, millimetric droplets have been shown to bounce or “walk” across the interface by means of self-propulsion through a resonant interaction with their own wave field [24–28]. In the bouncing state, the net wave force exerted on the drop by the bath supports its weight, enabling it to levitate above the bath surface, precluding coalescence. Above a critical vibrational acceleration, the droplet becomes unstable to small lateral perturbations. When the resulting propulsive wave force overcomes the stabilizing effects of dissipation, the drop begins to walk [29]. Droplets brought into close proximity interact and may become coupled through their common wave field, a phenomenon which has prompted several investigations into the dynamics and stability of droplet pairs [30–36] and two-dimensional lattices [37–39]. We here consider the collective dynamics of a quasi-one-dimensional lattice of coupled droplets [Fig. 1(a)], systematically characterizing the behavior of the system as the vibrational acceleration of the bath is increased progressively. We demonstrate that this driven-dissipative oscillator exhibits two distinctive emergent features, specifically out-of-phase oscillations and solitary wave propagation. Using the theoretical model and stability analysis presented in [40], we rationalize

^{*}Corresponding author: bush@math.mit.edu

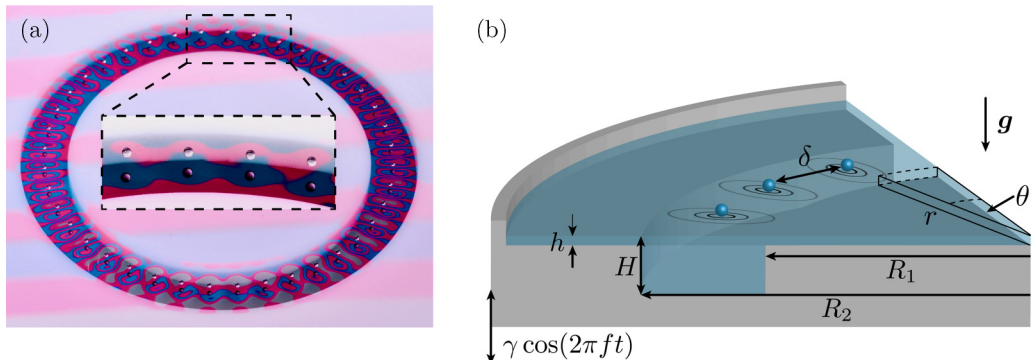


FIG. 1. (a) Oblique perspective of a lattice of 40 equispaced droplets of silicone oil confined to an annular channel. (b) Schematic of the channel geometry with inner radius $R_1 = 24$ mm and outer radius $R_2 = 31$ mm. A shallow layer of depth $h = 0.56$ mm acts as a damper so that wave motion is largely confined to the channel where the fluid depth $H = 5.12$ mm. The entire assembly is vibrated vertically with maximum acceleration γ and frequency f .

the bifurcations responsible for the transition to these distinct dynamical states responsible for these distinct dynamical states. The results presented here demonstrate the potential and utility of the walking droplet system as a platform for investigating wave-mediated, inertial, nonequilibrium particle dynamics at the macroscale [41,42].

II. EXPERIMENTS

Our experimental setup is based on that described in [43]. An annulus of inner radius $R_1 = 24$ mm and outer radius $R_2 = 31$ mm was placed in a stainless steel bath and mounted on an electromagnetic shaker. The dimensions of the annulus were tuned to accommodate 40 droplets. When arranged into a quasi-one-dimensional lattice of synchronized bouncers, these 40 drops occupy their preferred interdroplet spacing $\delta \approx 4.32$ mm, as is dictated by the superposition of wave fields generated by the individual droplets. The bath was filled with silicone oil of density $\rho = 950$ kg m $^{-3}$, viscosity $\nu = 20$ cSt, and surface tension $\sigma = 20.6$ mN m $^{-1}$, to a depth $H = 5.12$ mm inside the annulus and $h = 0.56$ mm outside. The shallow region acts as a wave damper, ensuring that all droplet motion is confined to the channel, a technique employed elsewhere [44,45]. A schematic of our experiment is shown in Fig. 1(b). The setup was vibrated vertically with acceleration $a(t) = \gamma \cos(2\pi ft)$, where f and γ denote the frequency and maximum acceleration, respectively. The vibration of the bath was monitored using two accelerometers and a closed-loop feedback ensured that γ was kept constant to within $\pm 0.002g$. The frequency f was fixed at 80 Hz. We note that a change in f can dramatically alter the system properties, influencing not only the wavelength of Faraday waves excited on the bath surface, and so the preferred interdroplet spacing, but the stability characteristics of the droplet lattice. For the chosen control parameters and geometry, the Faraday threshold [27] in the channel was found to be $\gamma_F = 4.72 \pm 0.05g$. Over time, γ_F may slowly decrease due to the liquid temperature increasing and the concomitant decrease in viscosity [46]. To minimize this effect, the bath was vibrated for 1 h at $\gamma > \gamma_F$ before the start of the experiment and γ_F was measured both before and after the experiment, its drift monitored. To eliminate the influence of air currents, the bath was surrounded by a transparent acrylic box [47].

Droplets of diameter $D = 0.72 \pm 0.01$ mm were generated using a piezoelectric drop generator and placed into the channel with the aid of a prewetted slide [48]. The presence of the channel and surrounding shallow layer largely restricts the droplet motion along the azimuthal direction θ , however, the droplets are free to move slightly in the radial direction r . The droplets were arranged into an equispaced lattice at $\gamma = \gamma_B = 4g$, bouncing in period synchrony with period $T = 2/f$

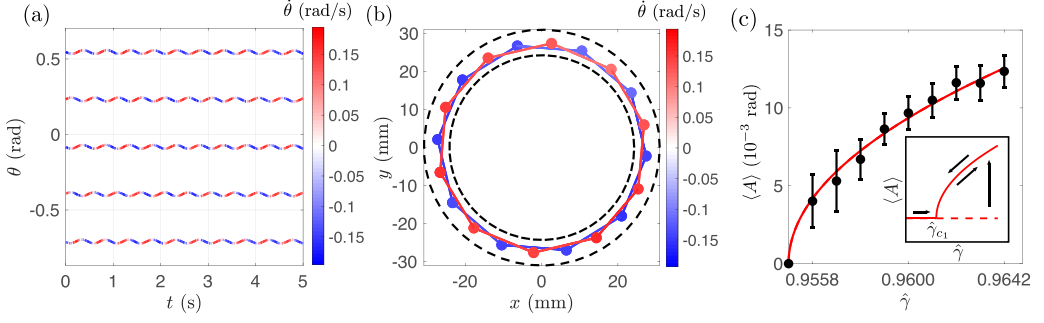


FIG. 2. $N = 20$ droplets. (a) Evolution of the polar angle θ of six adjacent droplets undergoing out-of-phase oscillations with frequency $F = 2$ Hz at vibrational acceleration $\hat{\gamma} = 0.962$. The trajectories are colored according to the droplets' instantaneous angular velocity $\dot{\theta}$. Note that neighboring droplets have equal and opposite $\dot{\theta}$ for all time t . (b) A snapshot of the polar positions of each droplet in the lattice at a time when each droplet attains its maximum angular speed of $|\dot{\theta}| = 0.16 \text{ rad s}^{-1}$. The value of $\hat{\gamma}$ is the same as in (a). The solid lines emphasize the net out-of-phase oscillation of two decahedral sublattices and the dashed lines delineate the channel geometry. (c) Plot of the mean oscillation amplitude $\langle A \rangle$ as a function of $\hat{\gamma}$ shows a monotonic increase of $\langle A \rangle$ beyond a critical value of $\hat{\gamma}_{c1} = 0.956$. The error bars represent the standard deviation of the mean. The red curve is a square-root fit of the data. Inset: a schematic of the reversible supercritical bifurcation path underpinning the observed instability. The solid red line indicates the stable branch consisting of static then oscillating droplets; the dashed red line is unstable.

[49] resonating with their subcritical Faraday waves [27,29]. At equilibrium, the droplets sit at a radius of $R_m = 27.5$ mm and are separated by an angle $\Delta\theta = 2\pi/N$. In what follows, we describe the outcomes of two sets of experiments: one involving a lattice of $N = 20$ droplets and the other $N = 40$ droplets, with interdroplet spacings of approximately 2δ and δ , respectively. We note that the interdroplet spacing cannot be varied continuously; rather, it is selected by the subthreshold Faraday waves produced by the droplets. With our fixed annular geometry, we are thus unable to study the dynamics of arbitrary N -droplet lattices. We further note that removal of a droplet from both the $N = 20$ and 40 configurations resulted in a lattice vacancy, rather than an increase in the interdroplet spacing. The addition of a droplet caused the lattice to buckle in the radial direction r , destroying its quasi-one-dimensional structure. The spatiotemporal coupling of the droplets is mediated by the wave field. However, we note that, in our system, this effective potential is not fixed in space with respect to the droplet; rather, it is dynamically generated by, and continuously evolves with, the droplet motion.

The acceleration of the bath was incremented in steps of $0.01g$ from γ_B until the stationary bouncing state destabilized. Thereafter, γ was varied in steps of $\Delta\gamma = 0.005g$ to increase the resolution of our data. Droplet positions were tracked using a CCD camera mounted directly above the bath, recording at 20 frames per second, and then processed using an in-house droplet-tracking algorithm in MATLAB. Henceforth, we characterize the proximity to the Faraday threshold in terms of the dimensionless vibrational acceleration $\hat{\gamma} = \gamma/\gamma_F$. For reference, $\hat{\gamma}_B = 0.847$ and the walking instability threshold of a single droplet $\hat{\gamma}_W = 0.873 \pm 0.02$.

With $N = 20$ droplets, the onset of instability was manifest as small azimuthal oscillations of the droplets about their equilibrium position. Eventually, synchrony between the droplets emerged in the form of out-of-phase oscillations (see [49] for an accompanying video). The motion of a subset of six droplet trajectories is plotted in Fig. 2(a) for $\hat{\gamma} = 0.962$. Each droplet oscillates half a period out-of-phase with its neighbor with frequency $F = 2$ Hz. The net result of the instability is the out-of-phase oscillation of two decahedral sublattices [see Fig. 2(b)]. We determine the amplitude of oscillation as a function of $\hat{\gamma}$ by taking the mean oscillation amplitude $\langle A \rangle$ of all droplets in the lattice. As shown in Fig. 2(c), $\langle A \rangle$ increases monotonically from zero at $\hat{\gamma}_{c1} = 0.956 \pm 0.02$ to its

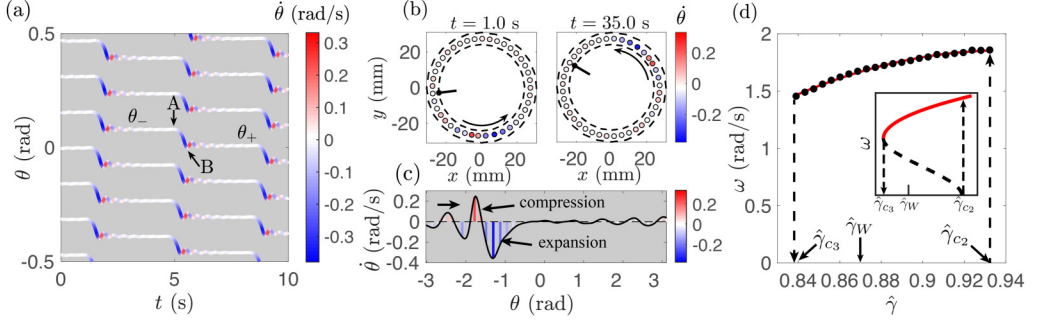


FIG. 3. $N = 40$ droplets. (a) Evolution of the angular position θ of individual droplets in the lattice in the solitary-wave regime at vibrational acceleration $\hat{\gamma} = 0.890$. The trajectories are colored according to the droplets' instantaneous angular velocity $\dot{\theta}$. Prior to the arrival of the wave at event A, a droplet is stationary at $\theta_- \approx 0.08$ rad. In the interval AB, it is pulled in the direction of decreasing θ over a time of order 0.5 s, reaching a maximum angular speed of $|\dot{\theta}| \approx 0.38$ rad s $^{-1}$. At event B, its angular speed returns to zero and thereafter the droplet settles down to $\theta_+ \approx 0$ rad *via* underdamped oscillations. (b) Polar positions of the droplets in the lattice at $t = 1.0$ and 35.0 s. Each droplet is colored according to its instantaneous angular velocity. The value of $\hat{\gamma}$ is the same as that in (a). The black marker highlights the overall clockwise rotation of the lattice and black arrows show the direction of wave propagation. See [47] for a color-coded animation of the polar droplet positions. (c) Droplet instantaneous angular velocity $\dot{\theta}$ as a function of droplet position at $t = 1$ s. We fit a cubic spline interpolant through the maximum of each spike, revealing a well-defined wave packet propagating in an anticlockwise direction through the lattice. (d) Plot of $\omega(\hat{\gamma})$ (black dots). We find ω varies monotonically with $\hat{\gamma}$ but drops to zero at $\hat{\gamma}_{c3} = 0.839$. The best fit red curve emphasizes the nonlinearity of $\omega(\hat{\gamma})$. The maximum error in ω was found to be ± 0.01 rad s $^{-1}$. Inset: a schematic sketch of the subcritical bifurcation diagram underpinning the solitary wave instability. The upper solid red line (symbolic of the best fit line in the main plot) denotes the stable solitary wave branch, the dashed black curve a hypothetical unstable branch.

maximum at $\hat{\gamma} = 0.9642$, where relatively large droplet oscillations cause the periodic oscillatory state to destabilize, leading to an effective melting of the lattice. We note that the error in $\hat{\gamma}_{c1}$ is due to a small hysteresis that arises when the instability threshold is approached from below or above [29,50]. The foregoing observations point to a reversible supercritical bifurcation [see inset of Fig. 2(c)] underpinning the observed instability.

With a lattice of $N = 40$ droplets, multiple realizations of the same experiment revealed that the stable, out-of-phase oscillations apparent for $N = 20$ are never observed; instead, the lattice initially destabilizes to irregular azimuthal oscillations. After a short transient, one droplet in the lattice eventually receives a large amplitude kick in the θ direction, prompting a markedly different dynamics, namely, the spontaneous excitation of a solitary wave that propagates around the ring indefinitely (see [49] for an accompanying video of this transition). The direction of propagation was either clockwise or counterclockwise with equal probability. The dramatic transition to the solitary-wave regime occurred at $\hat{\gamma}_{c2} = 0.932 \pm 0.02$ and was observed in some instances to trigger a second wave following in the wake of the first. However, it was found that this second wave could be suppressed by slightly reducing the acceleration. The experiments and accompanying data described here are for $\hat{\gamma} \in (0.839, 0.932)$, in which range a single solitary wave propagates around the lattice.

The wave progresses around the ring as each droplet successively undergoes the motion shown in Fig. 3(a). Prior to the arrival of the wave an individual droplet is essentially stationary before being pulled sharply in the direction of decreasing θ . It then receives a restoring force in the opposite direction before settling down to a new static equilibrium position *via* underdamped oscillations. We note that neighboring droplets do not enter into out-of-phase oscillations following the passage of the solitary wave. The initial jump in the droplet position gives rise to the curious feature that, while

there is evidently a disturbance propagating in a counterclockwise direction, the net displacement of the entire droplet lattice is clockwise. The wave field generated by each droplet has a spatial extent exceeding the equilibrium droplet spacing; hence, each droplet can influence more than its nearest neighbor. As shown in Figs. 3(b) and 3(c), the current position of the wave is spread over a core of approximately seven droplets undergoing different stages of the motion described in Fig. 3(a). Following the passage of the wave, the droplets oscillate back and forth and eventually recover their uniform initial spacing.

After increasing the acceleration so as to excite a solitary wave, we computed ω , the angular frequency of the wave, as a function of $\hat{\gamma}$ in the interval $\hat{\gamma} \in (0.839, 0.932)$, which revealed a monotonic relationship between the two [see Fig. 3(d)]. We note that, in contrast to the $N = 20$ case, this interval contains the walking threshold of a single droplet $\hat{\gamma}_W = 0.873$. Determining $\omega(\hat{\gamma})$ revealed two further differences with the case of $N = 20$ droplets. First, we find that the solitary wave can propagate without decay far below the initial instability threshold of the stationary lattice $\hat{\gamma}_{c_2}$, specifically for $\hat{\gamma} < \hat{\gamma}_W$. Second, we find that there is a critical value $\hat{\gamma}_{c_3} = 0.839$ at which ω jumps *discontinuously* to zero from a finite value (for a video of this transition, see [49]). In the parlance of dynamical systems, the point $\hat{\gamma}_{c_3}$ is reminiscent of a saddle node or blue-sky bifurcation [51]. We thus deduce the coexistence of two qualitatively different stable states of the system for $\hat{\gamma} \in (0.839, 0.932)$: the static equilibrium configuration of the bouncing droplets and a periodic state consisting of the solitary wave. The foregoing observations suggest that the system has undergone a subcritical bifurcation. A sketch of the associated hysteresis path is plotted in the inset of Fig. 3(d) and is to be contrasted with that of Fig. 2(c).

III. THEORETICAL MODELING

We now summarize a mathematical model and accompanying stability analysis, presented in [40], aimed at rationalizing qualitatively the different bifurcations that can arise as the number of droplets N varies. The model presented in [40] considers N equispaced droplets of equal mass which bounce in periodic synchrony, confined to a circle of constant radius R . The arc-length position of each drop x_n evolves according to the stroboscopic model derived by Oza *et al.* [52], which describes the time-averaged motion of the droplet in terms of a balance between inertia, drag, and the propulsive wave force enacted on each droplet as it lands on the sloping crest of its local wave field. As shown in [40], the radially symmetric, N -droplet analog of the stroboscopic model, valid below and near to the point of instability, in dimensionless form reads as

$$\ddot{x}_n + \dot{x}_n = -\mathcal{H}_x(x_n, t), \quad (1a)$$

where the wave field

$$\mathcal{H} = \sum_{m=1}^N \int_{-\infty}^t \mathcal{K}[x - x_m(s)] e^{-(t-s)/M} ds. \quad (1b)$$

The sum over N in Eq. (1b) represents the superposition of the wave fields generated by each droplet in the lattice, while the integral represents the physical fact that the trajectory of each droplet depends on its entire history prior to the current time t , endowing the system with memory [53,54].

The model is closed by selecting a particular form for the stroboscopic wave-field kernel \mathcal{K} . Owing to the geometry of the experimental system and the presence of submerged topography, there is some uncertainty as to the precise form of the droplet wave field as compared to free space. The situation is complicated yet further by variations in the droplets' vertical bouncing phase and memory-dependent changes to the decay length of the emitted Faraday waves [36,55]. Following [40], we thus consider the generic pilot-wave model $\mathcal{K}(x) = f(2R \sin(x/2R))$, which is derived by taking a circular cut of radius R of the axisymmetric wave field $f(r) = AJ_0(2\pi r) \text{sech}(r/l)$, centered a distance R from the origin (further details are provided in the Supplemental Material [49]). The parameter l is the dimensionless decay length of the waves relative to the Faraday wavelength and

\mathcal{A} is the dimensionless wave amplitude. Unless otherwise stated, we take $l = 1.6$, $\mathcal{A} = 0.1$, and $R = 5.4$, based on typical experimental values [29,53]. The remaining parameter $M = \mu(1 - \hat{\gamma})^{-1}$ is the memory parameter which encodes the exponential decay time of the waves, where the constant $\mu = T_d D/m = 0.14$ is composed of the temporal decay time of Faraday waves T_d , the drag coefficient D , and the droplet mass m [29,52,53]. Thus, $M \rightarrow \infty$ as $\gamma \rightarrow \gamma_F$ and larger M corresponds to past dynamics playing a more prominent role.

Before we proceed, a few comments are in order. First, the chosen form of the wave-field kernel \mathcal{K} will inevitably preclude a quantitative match between theoretical and experimental predictions of the instability thresholds. Further, the wave amplitude \mathcal{A} depends in reality on the vertical bouncing phase of the droplets [36], and thus is another source of discrepancy between theoretical and experimental predictions of the instability thresholds. However, it was found that varying \mathcal{A} acted only to shift the numerical value of the predicted instability threshold, with the bifurcation structure remaining virtually unchanged. This suggests that the stability of the lattice has more to do with the geometry of the system and the resulting global wave field \mathcal{H} , and less on the details of the specific parameters used. Finally, the model (1) prohibits radial motion of the droplets, and thus we do not capture buckling of the lattice, nor the fully nonlinear dynamics of the solitary wave, where radial motion of the droplets can be significant. A detailed study of the specific fluid system explored experimentally is subject to future work.

The stability characteristics of the lattice may be rationalized qualitatively by a weakly nonlinear analysis of the system (1) in the vicinity of the bifurcation point $M = M_c$ (that is, $M - M_c = \varepsilon^2$, where $\varepsilon \ll 1$), corresponding to a particular value of $\hat{\gamma}$. The analysis presented in [40] demonstrates that the complex amplitude A of the perturbation to the n th droplet position, $\hat{x}_n = A(T) \exp[i(k_c n \alpha + \omega_c t)] + \text{c.c.}$, may be described by a Stuart-Landau equation of the form

$$\frac{dA}{dT} = \beta_1(N)A - \beta_2(N)|A|^2 A, \quad (2)$$

where the droplet separation $\alpha = 2\pi/N$ and A is a function of the slow timescale $T = \varepsilon^2 t$. The critical wave number k_c and angular frequency ω_c are determined from the linear stability of (1). The crucial component of (2) is the sign of $\text{Re}(\beta_2)$, defined in terms of the system parameters. For $\text{Re}(\beta_2) > 0$ the cubic nonlinearity stabilizes linear growth, leading to a supercritical bifurcation, while $\text{Re}(\beta_2) < 0$ heralds a subcritical bifurcation.

In Fig. 4 we plot the critical value of $M = M_c$ at which each lattice configuration destabilizes given N , as deduced from the computations in [40]. Droplet configurations contained within green zones of Fig. 4 are stable up to a finite value of M and subsequently destabilize *via* a Hopf bifurcation. Red zones contain configurations in this one-dimensional setting where the wave field h acts to destabilize the droplets for all M , as can occur if a droplet sits on a peak of the lattice wave field [36], and are thus prohibited from forming. We note that Fig. 4 only documents configurations which are potentially experimentally accessible, disallowing for radial motion of the droplets. We anticipate some configurations of larger droplet density may be susceptible to radial buckling in practice, as can occur with the addition of a droplet to an otherwise stable lattice. Nevertheless, we see that the critical features of our experimental observations are captured in Fig. 4. When $N = 20$, there is a supercritical bifurcation at $M_c = 0.676$ ($\hat{\gamma} = 0.793$), wherein linear theory predicts $k_c = N/2$. Hence, we find that $\hat{x}_n \propto (-1)^n \cos(\Omega t)$, corresponding to small-amplitude, stable, out-of-phase oscillations arising beyond the instability threshold (recall Fig. 2), the angular frequency Ω being determined as part of the weakly nonlinear analysis. A configuration of $N = 40$ droplets destabilizes to a subcritical Hopf bifurcation at $M_c = 0.636$ ($\hat{\gamma} = 0.780$), wherein the system approaches a distant attractor, manifest in experiments as a solitary wave [Fig. 3(d)]. There is a notable prevalence of subcritical bifurcations for $N \geq 40$ and tightly packed droplets, while supercritical bifurcations appear more frequently for lower droplet densities.

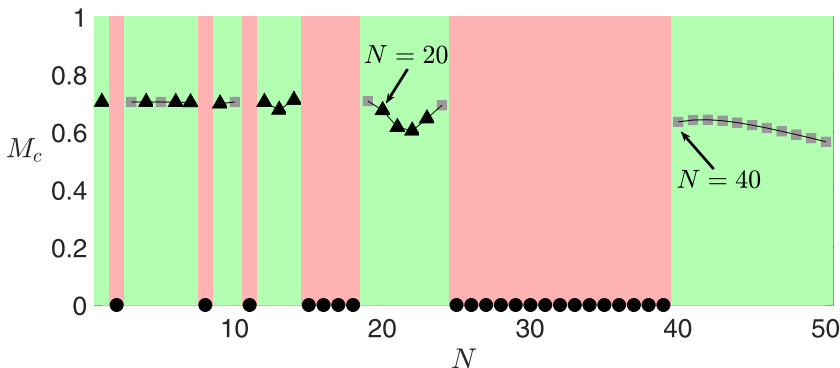


FIG. 4. Stability threshold M_c versus droplet number N predicted by the model (1), disallowing for radial motion. Triangles mark supercritical bifurcations [$\text{Re}(\beta_2) > 0$] and squares mark subcritical bifurcations [$\text{Re}(\beta_2) < 0$] as predicted by Eq. (2). Red zones and circles denote droplet configurations predicted to be unstable for all M , and so inaccessible in the laboratory. Green zones denote configurations predicted to be stable up to a critical value of M , and thus potentially accessible in the laboratory. Figure adapted, with permission, from [40].

IV. DISCUSSION

We have considered the collective vibrations of a fluid-based driven-dissipative oscillator, which exhibits out-of-phase oscillations and solitary waves. The former is characterized by the onset of a reversible supercritical bifurcation where the amplitude of the oscillations increases with the driving acceleration. The latter subcritical bifurcation displays the coexistence of two distinct stable states, one static, the other characterized by a solitary wave whose angular frequency ω has a nonlinear dependence on $\hat{\gamma}$. The transition between these two regimes has been rationalized through a systematic stability analysis in the vicinity of the bifurcation point [40]. A detailed description of the fully nonlinear dynamics of the system, including modeling of the fluid [56], is subject to future work. There is growing interest in the walking droplet system as a platform for studying active nonequilibrium particle dynamics at the macroscale. For example, recent experiments show that collective magnetic order may arise in wave-mediated, hydrodynamic spin lattices of walking droplets [57,58]. Additionally, the results presented here have prompted investigation into the wider class of instabilities available to free rings of droplets unconfined by bottom topography [59]. In a broader context, the role of inertia differentiates the walking droplet system from prevailing active matter systems (for example, bacterial and colloidal suspensions) wherein the dynamics are typically overdamped. Indeed, that solitarylike waves are supported by the system presented here points to the existence of a wider class of self-sustaining nonlinear waves in inertial, underdamped active systems [41,42,60,61]. Several interesting questions also arise regarding the emergence and control of solitary waves in mechanical media [62–64], as well as prompting future investigations into connections with extant physical systems, such as zigzag transitions in low-dimensional trapped ionic crystals [65–67] and emergent chimera states in oscillators subject to nonlocal spatiotemporal coupling [68–70].

The data sets used in this study are available from the corresponding author upon reasonable request.

ACKNOWLEDGMENTS

The authors gratefully acknowledge the NSF for financial support through Grant No. CMMI-1727565, and thank M. Durey and R. R. Rosales for valuable discussions regarding the different

bifurcations outlined in this paper, that prompted the careful data acquisition leading to Figs. 2(c) and 3(e). The authors would also like to thank the anonymous referees whose comments led to the improvement of this article.

-
- [1] J. Dunkel, S. Heidenreich, K. Drescher, H. H. Wensink, M. Bär, and R. E. Goldstein, Fluid Dynamics of Bacterial Turbulence, *Phys. Rev. Lett.* **110**, 228102 (2013).
 - [2] A. Creppy, F. Plouraboué, O. Praud, X. Druart, S. Cazin, H. Yu, and P. Degond, Symmetry-breaking phase transitions in highly concentrated semen, *J. R. Soc., Interface* **13**, 20160575 (2016).
 - [3] H. Wioland, E. Lushi, and R. E. Goldstein, Directed collective motion of bacteria under channel confinement, *New J. Phys.* **18**, 075002 (2016).
 - [4] M. Theillard, R. Alonso-Matilla, and D. Saintillan, Geometric control of active collective motion, *Soft Matter* **13**, 363 (2017).
 - [5] A. Bricard, J-B. Caussin, D. Das, C. Savoie, V. Chikkadi, K. Shitara, O. Chepizhko, F. Peruani, D. Saintillan, and D. Bartolo, Emergent vortices in populations of colloidal rollers, *Nat. Commun.* **6**, 7470 (2015).
 - [6] D. Geyer, A. Morin, and D. Bartolo, Sounds and hydrodynamics of polar active fluids, *Nat. Mater.* **17**, 789 (2018).
 - [7] V. Soni, E. S. Bililign, S. Magkiriadou, S. Sacanna, D. Bartolo, M. J. Shelley, and W. T. M. Irvine, The odd free surface flows of a colloidal chiral fluid, *Nat. Phys.* **15**, 1188 (2019).
 - [8] T. Beatus, T. Tlusty, and R. Bar-Ziv, Phonons in a one-dimensional microfluidic crystal, *Nat. Phys.* **2**, 743 (2006).
 - [9] P. J. A. Janssen, M. D. Baron, P. D. Anderson, J. Blawdziewicz, M. Loewenberg, and E. Wajnryb, Collective dynamics of confined rigid spheres and deformable drops, *Soft Matter* **8**, 7495 (2012).
 - [10] U. D. Schiller, J-B. Fleury, R. Seemann, and G. Gompper, Collective waves in dense and confined microfluidic droplet arrays, *Soft Matter* **11**, 5850 (2015).
 - [11] A. C. H. Tsang, M. J. Shelley, and E. Kanso, Activity-induced instability of phonons in 1D microfluidic crystals, *Soft Matter* **14**, 945 (2018).
 - [12] W. Ebeling, U. Erdmann, J. Dunkel, and M. Jenssen, Nonlinear dynamics and fluctuations of dissipative Toda chains, *J. Stat. Phys.* **101**, 443 (2000).
 - [13] V. A. Makarov, W. Ebeling, and M. G. Velarde, Soliton-like waves on dissipative Toda lattices, *Int. J. Bifurcation Chaos* **10**, 1075 (2000).
 - [14] J. Dunkel, W. Ebeling, U. Erdmann, and V. A. Makarov, Coherent motions and clusters in a dissipative Morse ring chain, *Int. J. Bifurcation Chaos* **12**, 2359 (2002).
 - [15] A. P. Chetverikov and J. Dunkel, Phase behavior and collective excitations of the Morse ring chain, *Eur. Phys. J. B* **35**, 239 (2003).
 - [16] A. P. Chetverikov, W. Ebeling, and M. G. Velarde, Dissipative solitons and complex currents in active lattices, *Int. J. Bifurcation Chaos* **16**, 1613 (2006).
 - [17] A. P. Chetverikov, K. S. Sergeev, and E. del Rio, Dissipative solitons and metastable states in a chain of active particles, *Int. J. Bifurcation Chaos* **28**, 1830027 (2018).
 - [18] A. P. Chetverikov, K. S. Sergeev, and E. del Rio, Noise influence on dissipative solitons in a chain of active particles, *Physica A (Amsterdam)* **513**, 147 (2019).
 - [19] R. Hirota and K. Suzuki, Theoretical and experimental studies of lattice solitons in nonlinear lumped networks, *Proc. IEEE* **61**, 1483 (1973).
 - [20] A. C. Singer and A. V. Oppenheim, Circuit implementations of soliton systems, *Int. J. Bifurcation Chaos* **9**, 571 (1999).
 - [21] V. A. Makarov, E. del Rio, W. Ebeling, and M. G. Velarde, Dissipative Toda-Rayleigh lattice and its oscillatory modes, *Phys. Rev. E* **64**, 036601 (2001).
 - [22] V. I. Nekorkin and M. G. Velarde, *Synergetic Phenomena in Active Lattices: Patterns, Waves, Solitons, Chaos* (Springer, New York, 2012).

- [23] T. Kotwal, H. Ronellenfitsch, F. Moseley, A. Stegmaier, R. Thomale, and J. Dunkel, Active topoelectrical circuits, [arXiv:1903.10130](#).
- [24] Y. Couder, E. Fort, C-H. Gautier, and A. Boudaoud, From Bouncing to Floating: Noncoalescence of Drops on A Fluid Bath, [Phys. Rev. Lett.](#) **94**, 177801 (2005).
- [25] Y. Couder, S. Protière, E. Fort, and A. Boudaoud, Dynamical phenomena: Walking and orbiting droplets, [Nature \(London\)](#) **437**, 208 (2005).
- [26] S. Protière, A. Boudaoud, and Y. Couder, Particle–wave association on a fluid interface, [J. Fluid Mech.](#) **554**, 85 (2006).
- [27] J. W. M. Bush, Pilot-wave hydrodynamics, [Annu. Rev. Fluid Mech.](#) **47**, 269 (2015).
- [28] J. W. M. Bush, Y. Couder, T. Gilet, P. A. Milewski, and A. Nachbin, Introduction to focus issue on hydrodynamic quantum analogs, [Chaos](#) **28**, 096001 (2018).
- [29] J. Moláček and J. W. M. Bush, Drops bouncing on a vibrating bath, [J. Fluid Mech.](#) **727**, 582 (2013).
- [30] S. Protière, S. Bohn, and Y. Couder, Exotic orbits of two interacting wave sources, [Phys. Rev. E](#) **78**, 036204 (2008).
- [31] A. Eddi, J. Moukhtar, S. Perrard, E. Fort, and Y. Couder, Level Splitting at Macroscopic Scale, [Phys. Rev. Lett.](#) **108**, 264503 (2012).
- [32] C. Borghesi, J. Moukhtar, M. Labousse, A. Eddi, E. Fort, and Y. Couder, Interaction of two walkers: Wave-mediated energy and force, [Phys. Rev. E](#) **90**, 063017 (2014).
- [33] A. U. Oza, E. Siéfert, D. M. Harris, J. Moláček, and J. W. M. Bush, Orbiting pairs of walking droplets: Dynamics and stability, [Phys. Rev. Fluids](#) **2**, 053601 (2017).
- [34] J. Arbelaziz, A. U. Oza, and J. W. M. Bush, Promenading pairs of walking droplets: Dynamics and stability, [Phys. Rev. Fluids](#) **3**, 013604 (2018).
- [35] C. A. Galeano-Rios, M. M. P. Couchman, P. Caldaïrou, and J. W. M. Bush, Ratcheting droplet pairs, [Chaos](#) **28**, 096112 (2018).
- [36] M. M. P. Couchman, S. E. Turton, and J. W. M. Bush, Bouncing phase variations in pilot-wave hydrodynamics and the stability of droplet pairs, [J. Fluid Mech.](#) **871**, 212 (2019).
- [37] S. I. Lieber, M. C. Hendershott, A. Pattanaporkratana, and J. E. MacLennan, Self-organization of bouncing oil drops: Two-dimensional lattices and spinning clusters, [Phys. Rev. E](#) **75**, 056308 (2007).
- [38] A. Eddi, A. Decelle, E. Fort, and Y. Couder, Archimedean lattices in the bound states of wave interacting particles, [Europhys. Lett.](#) **87**, 56002 (2009).
- [39] A. Eddi, A. Boudaoud, and Y. Couder, Oscillating instability in bouncing droplet crystals, [Europhys. Lett.](#) **94**, 20004 (2011).
- [40] S. J. Thomson, M. Durey, and R. R. Rosales, Collective vibrations of a hydrodynamic active lattice, [Proc. R. Soc. A](#) **476**, 20200155 (2020).
- [41] C. Bechinger, R. Di Leonardo, H. Löwen, C. Reichhardt, G. Volpe, and G. Volpe, Active particles in complex and crowded environments, [Rev. Mod. Phys.](#) **88**, 045006 (2016).
- [42] D. Klotz, As above, so below, and also in between: mesoscale active matter in fluids, [Soft Matter](#) **15**, 8946 (2019).
- [43] D. M. Harris and J. W. M. Bush, Generating uniaxial vibration with an electrodynamic shaker and external air bearing, [J. Sound Vib.](#) **334**, 255 (2015).
- [44] B. Filoux, M. Hubert, and N. Vandewalle, Strings of droplets propelled by coherent waves, [Phys. Rev. E](#) **92**, 041004(R) (2015).
- [45] B. Filoux, M. Hubert, P. Schlagheck, and N. Vandewalle, Walking droplets in linear channels, [Phys. Rev. Fluids](#) **2**, 013601 (2017).
- [46] D. M. Harris and J. W. M. Bush, Droplets walking in a rotating frame: From quantized orbits to multimodal statistics, [J. Fluid Mech.](#) **739**, 444 (2014).
- [47] G. Pucci, D. M. Harris, L. M. Faria, and J. W. M. Bush, Walking droplets interacting with single and double slits, [J. Fluid Mech.](#) **835**, 1136 (2018).
- [48] D. M. Harris, T. Liu, and J. W. M. Bush, A low-cost, precise piezoelectric droplet-on-demand generator, [Exp. Fluids](#) **56**, 83 (2015).
- [49] See Supplemental Material at <http://link.aps.org/supplemental/10.1103/PhysRevFluids.5.083601> for access to all experimental videos and supporting materials referenced in this paper.

- [50] Ø. Wind-Willassen, J. Moláček, D. M. Harris, and J. W. M. Bush, Exotic states of bouncing and walking droplets, *Phys. Fluids* **25**, 082002 (2013).
- [51] S. H. Strogatz, *Nonlinear Dynamics and Chaos: With Applications to Physics, Biology, Chemistry, and Engineering* (CRC Press, Boca Raton, FL, 2018).
- [52] A. U. Oza, R. R. Rosales, and J. W. M. Bush, A trajectory equation for walking droplets: Hydrodynamic pilot-wave theory, *J. Fluid Mech.* **737**, 552 (2013).
- [53] A. Eddi, E. Sultan, J. Moukhtar, E. Fort, M. Rossi, and Y. Couder, Information stored in Faraday waves: The origin of a path memory, *J. Fluid Mech.* **674**, 433 (2011).
- [54] S. E. Turton, M. M. P. Couchman, and J. W. M. Bush, A review of the theoretical modeling of walking droplets: Toward a generalized pilot-wave framework, *Chaos* **28**, 096111 (2018).
- [55] L. Tadríst, J.-B. Shim, T. Gilet, and P. Schlagheck, Faraday instability and subthreshold Faraday waves: Surface waves emitted by walkers, *J. Fluid Mech.* **848**, 906 (2018).
- [56] M. Durey, P. A. Milewski, and Z. Wang, Faraday pilot-wave dynamics in a circular corral, *J. Fluids Mech.* **891**, A3 (2020).
- [57] P. J. Sáenz, G. Pucci, A. Goujon, T. Cristea-Platon, J. Dunkel, and J. W. M. Bush, Spin lattices of walking droplets, *Phys. Rev. Fluids* **3**, 100508 (2018).
- [58] P. J. Sáenz, G. Pucci, S. E. Turton, A. Goujon, R. R. Rosales, J. Dunkel, and J. W. M. Bush, Emergent order in hydrodynamic spin lattices (unpublished).
- [59] M. M. P. Couchman and J. W. M. Bush, Free rings of bouncing droplets: Dynamics and stability, *J. Fluid Mech.* (to be published).
- [60] C. Scholz, S. Jahanshahi, A. Ldov, and H. Löwen, Inertial delay of self-propelled particles, *Nat. Commun.* **9**, 5156 (2018).
- [61] H. Löwen, Inertial effects of self-propelled particles: From active Brownian to active Langevin motion, *J. Chem. Phys.* **152**, 040901 (2020).
- [62] C. Coste, E. Falcon, and S. Fauve, Solitary waves in a chain of beads under Hertz contact, *Phys. Rev. E* **56**, 6104 (1997).
- [63] B. Deng, J. R. Raney, V. Tournat, and K. Bertoldi, Elastic Vector Solitons in Soft Architected Materials, *Phys. Rev. Lett.* **118**, 204102 (2017).
- [64] Y. Zhang, B. Li, Q. S. Zheng, G. M. Genin, and C. Q. Chen, Programmable and robust static topological solitons in mechanical metamaterials, *Nat. Commun.* **10**, 1 (2019).
- [65] S. Fishman, G. De Chiara, T. Calarco, and G. Morigi, Structural phase transitions in low-dimensional ion crystals, *Phys. Rev. B* **77**, 064111 (2008).
- [66] E. Shimshoni, G. Morigi, and S. Fishman, Quantum Zigzag Transition in ion Chains, *Phys. Rev. Lett.* **106**, 010401 (2011).
- [67] C. Schneider, D. Porras, and T. Schaetz, Experimental quantum simulations of many-body physics with trapped ions, *Rep. Prog. Phys.* **75**, 024401 (2012).
- [68] D. M. Abrams and S. H. Strogatz, Chimera States for Coupled Oscillators, *Phys. Rev. Lett.* **93**, 174102 (2004).
- [69] G. C. Sethia, A. Sen, and F. M. Atay, Clustered Chimera States in Delay-Coupled Oscillator Systems, *Phys. Rev. Lett.* **100**, 144102 (2008).
- [70] E. A. Martens, S. Thutupalli, A. Fourrière, and O. Hallatschek, Chimera states in mechanical oscillator networks, *Proc. Natl. Acad. Sci. USA* **110**, 10563 (2013).